INVESTITOR	**DARS, d. d., Ulica XIV. Divizije 4, 3000 Celje**
OBJEKT	**OBNOVA CESTNINSKE POSTAJE IN IZPOSTAVE DOB**
ŠT. NAČRTA:	**102/2024**
DATUM:	**MAJ 2025, OKTOBER 2025 (recenzija)**

KAZALO NAČRTOV

VSEBINA RISB

Št. lista	Naslov risbe
	OBJEKT 12-13 - ZBIRALNIK ZA DEŽEVNICO + PLOŠČAD
	IZVLEČEK ARMATURE
	IZVLEČEK JEKLENEGA MATERIALA
O12.1	ARMATURA TEMELJNE PLOŠČE ZBIRALNIKA
O12.2	ARMATURA STEN ZBIRALNIKA Poz W-O12.1, W-O12.6, W-O12.3, W-O12.2
O12.3	ARMATURA STEN ZBIRALNIKA Poz W-O12.A, W-O12.C, W-O12.7
O12.4	ARMATURA KROVNE PLOŠČE ZBIRALNIKA
O12.5	ARMATURA PREHODNE PLOŠČE
O12.6	ARMATURA STEN NAD ZBIRALNIKOM
O12.7	ARMATURA VODOMERNEGA JAŠKA
O13.1	DISPOZICIJA JEKLENE KONSTRUKCIJE, PREREZI
O13.2	DETAJLI

Palice - specifikacija

ozn	oblika in mere [cm]	Ø [mm]	lg [m]	n [kos]	lgn [m]	T. poz. [kg]
O12 - Temeljna plošča (stran O12.1) (1 kos)						
1	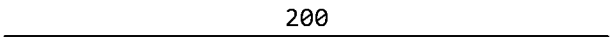	10	2.00	412	824.00	508.41
2	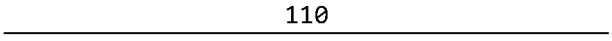	12	1.10	26	28.60	25.40
3	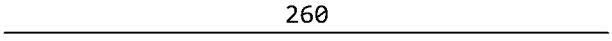	12	2.60	4	10.40	9.24
4	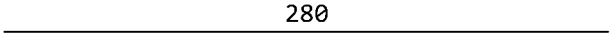	12	2.80	16	44.80	39.78
5	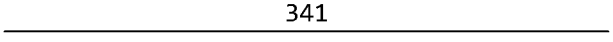	12	3.41	6	20.46	18.17
6	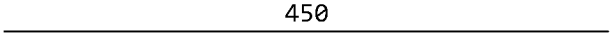	12	4.50	6	27.00	23.98
7	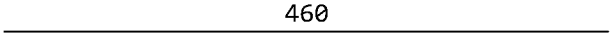	12	4.60	22	101.20	89.87
8	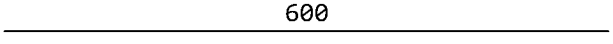	12	6.00	92	552.00	490.18
9	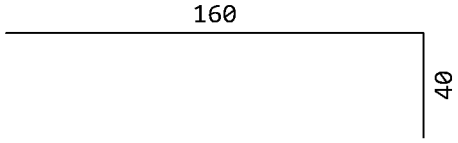	20	2.00	96	192.00	474.24
10	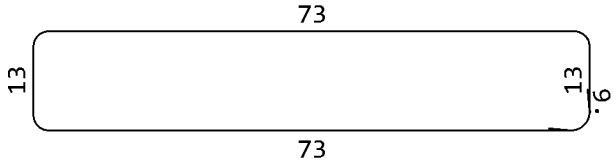	8	1.90	28	53.20	21.01
11	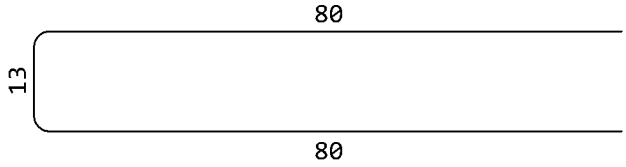	8	1.73	32	55.36	21.87
12	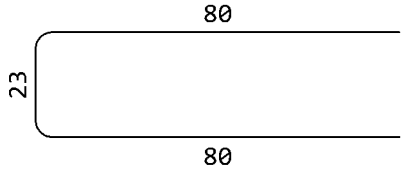	10	1.83	854	1562.82	964.26
13	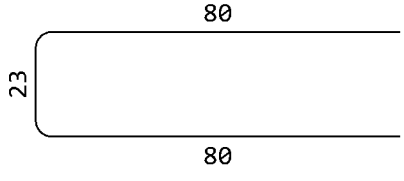	12	1.83	761	1392.63	1236.66
O12 - Stene zbiralnika (stran O12.2, O12.3) (1 kos)						
1	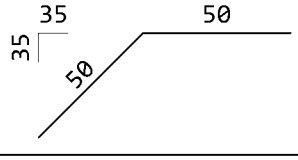	8	1.00	33	33.00	13.04
2	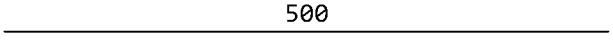	8	5.00	1154	5770.00	2279.15

Palice - specifikacija

ozn	oblika in mere [cm]	Ø [mm]	lg [m]	n [kos]	lgn [m]	T. poz. [kg]
3	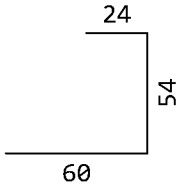	12	1.38	600	828.00	735.26
4	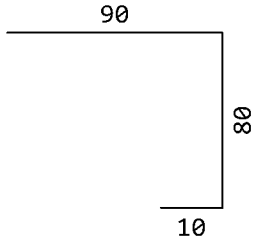	12	1.80	490	882.00	783.22
5	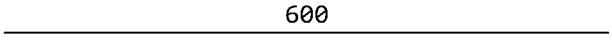	12	6.00	16	96.00	85.25
6	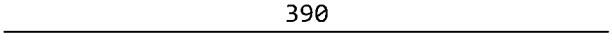	14	3.90	8	31.20	37.75
7	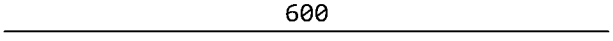	14	6.00	40	240.00	290.40
8	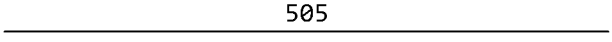	20	5.05	74	373.70	923.04
9	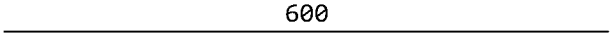	20	6.00	4	24.00	59.28
10	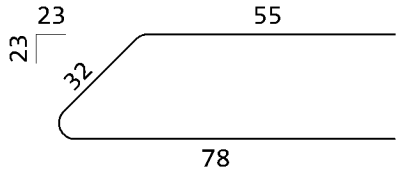	8	1.65	33	54.45	21.51
11	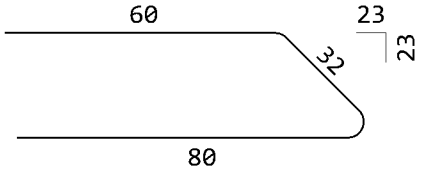	8	1.72	33	56.76	22.42
12	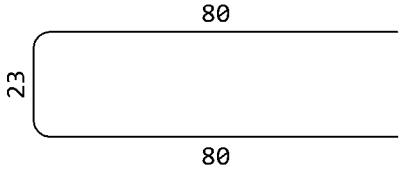	8	1.83	900	1647.00	650.57
O12 - Plošča nad zbialnikom (stran O12.4, O12.5) (1 kos)						
1	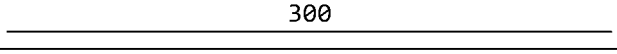	8	3.00	596	1788.00	706.26
2	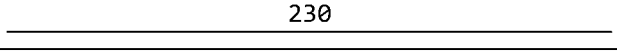	12	2.30	4	9.20	8.17
3	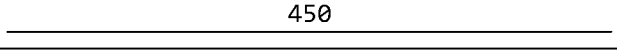	12	4.50	4	18.00	15.98
4	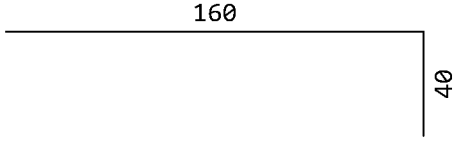	20	2.00	14	28.00	69.16

Palice - specifikacija

ozn	oblika in mere [cm]	Ø [mm]	lg [m]	n [kos]	lgn [m]	T. poz. [kg]
5	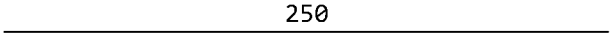	20	2.50	4	10.00	24.70
6	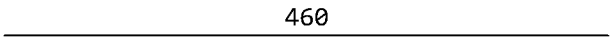	20	4.60	16	73.60	181.79
7	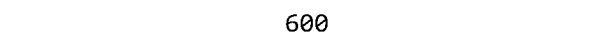	20	6.00	24	144.00	355.68
8	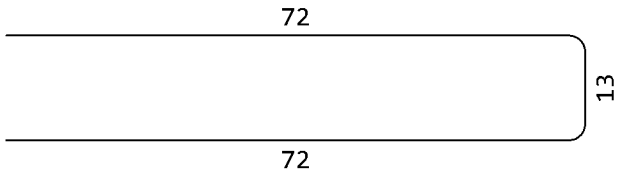	8	1.57	82	128.74	50.85
9	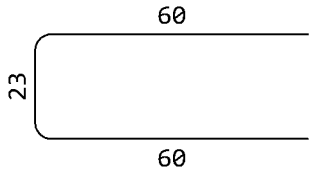	10	1.43	31	44.33	27.35
O12 - Stene nad zbirlanikom (stran O12.6) (1 kos)						
1	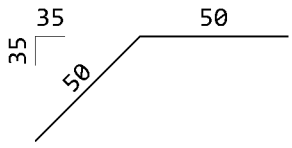	8	1.00	38	38.00	15.01
2	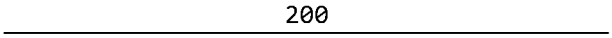	12	2.00	6	12.00	10.66
3	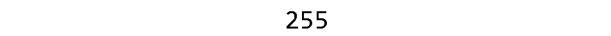	12	2.55	4	10.20	9.06
4	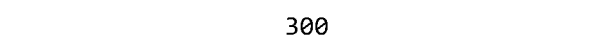	12	3.00	4	12.00	10.66
5		12	3.40	12	40.80	36.23
6		12	4.55	4	18.20	16.16
7		12	5.65	6	33.90	30.10
8		12	6.00	12	72.00	63.94
9		20	2.65	4	10.60	26.18
10	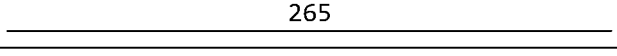	20	2.80	10	28.00	69.16
11	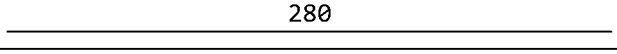	20	4.15	24	99.60	246.01
12	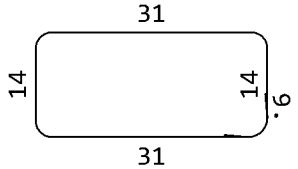	8	1.08	7	7.56	2.99

Palice - specifikacija

ozn	oblika in mere [cm]	Ø [mm]	lg [m]	n [kos]	lgn [m]	T. poz. [kg]
13	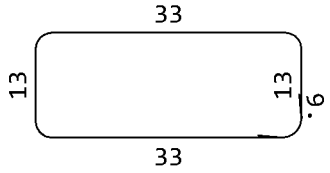	8	1.10	15	16.50	6.52
14	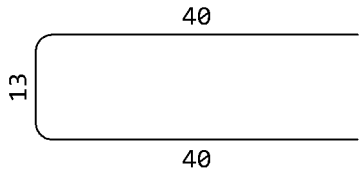	8	0.93	7	6.51	2.57
15	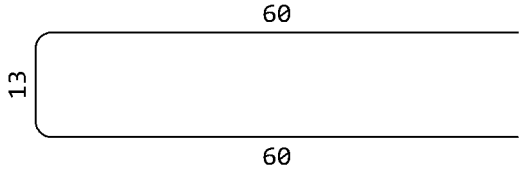	8	1.33	150	199.50	78.80
16	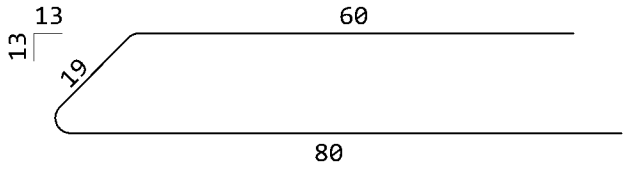	8	1.59	20	31.80	12.56
17	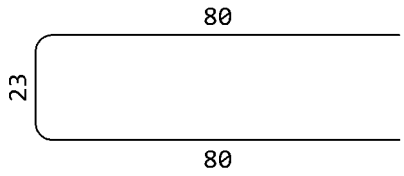	8	1.83	418	764.94	302.15
O12 - AB vodomerni jašek (stran O12.7) (1 kos)						
7	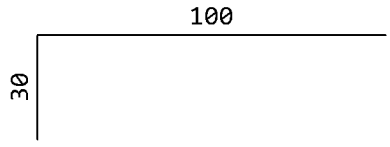	12	1.30	16	20.80	18.47
9	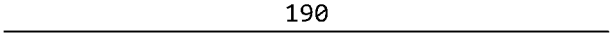	12	1.90	8	15.20	13.50
10	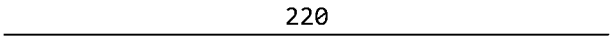	12	2.20	24	52.80	46.89
11	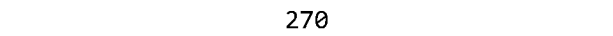	12	2.70	24	64.80	57.54
13	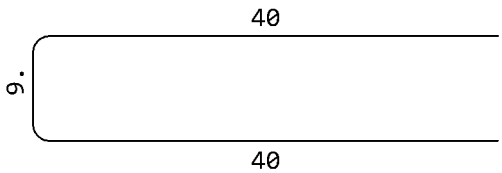	8	0.89	309	275.01	108.63

Palice - izvleček			
Ø [mm]	lgn [m]	Teža enote [kg/m']	Teža [kg]
B500, Ø <= 12 mm			
8	10926.33	0.40	4315.90
10	2431.15	0.62	1500.02
12	4362.99	0.89	3874.34
Skupaj (B500, Ø <= 12 mm)			9690.26
B500, Ø > 12 mm			
14	271.20	1.21	328.15
20	983.50	2.47	2429.25
Skupaj (B500, Ø > 12 mm)			2757.40
Skupaj			12447.65

Mreže - specifikacija

Pozicija	Oznaka mreže	B [cm]	L [cm]	n [kos]	Teža enote [kg/m2]	Skupna teža [kg]	Opomba
O12 - Temeljna plošča (stran O12.1) (1 kos)							
I	Q-636	215	600	12	9.98	1544.90	
I-1	Q-636	215	425	2	9.98	182.52	
I-2	Q-636	215	425	2	9.98	182.52	
I-3	Q-636	215	600	18	9.98	2317.36	
I-4	Q-636	215	425	2	9.98	182.52	
I-5	Q-636	215	425	2	9.98	182.52	
I-6	Q-636	215	425	2	9.98	182.52	
I-7	Q-636	215	425	2	9.98	182.51	
I-8	Q-636	215	425	2	9.98	182.51	
I-9	Q-636	215	425	2	9.98	182.51	
I-10	Q-636	215	425	2	9.98	182.51	
I-11	Q-636	215	425	2	9.98	182.51	
I-12	Q-636	215	425	2	9.98	182.51	
I-13	Q-636	215	425	2	9.98	182.51	
I-14	Q-636	215	425	2	9.98	182.51	
I-15	Q-636	215	287	2	9.98	122.95	
I-16	Q-636	215	117	2	9.98	50.00	
I-17	Q-636	215	502	2	9.98	215.23	
I-18	Q-636	215	332	2	9.98	142.28	
I-19	Q-636	162	162	2	9.98	52.10	
I-48	Q-636	215	270	34	9.98	1969.75	
I-52	Q-636	100	270	2	9.98	54.08	
Skupaj						8841.34	
O12 - Stene zbiralnika (stran O12.2, O12.3) (1 kos)							
I-20	Q-636	215	550	28	9.98	3304.38	
I-21	Q-636	170	550	6	9.98	559.88	
I-22	Q-636	215	500	54	9.98	5793.39	
I-23	Q-636	135	500	2	9.98	135.03	
I-24	Q-636	100	500	2	9.98	100.15	
I-25	Q-636	170	500	2	9.98	169.55	
I-26	Q-636	146	500	2	9.98	145.69	
I-27	Q-636	190	500	14	9.98	1327.34	
I-28	Q-636	138	500	2	9.98	137.30	
Skupaj						11672.71	
O12 - Plošča nad zbialnikom (stran O12.4, O12.5) (1 kos)							
I	Q-636	215	600	28	9.98	3604.78	
I-29	Q-636	215	600	2	9.98	257.48	

Mreže - specifikacija

Pozicija	Oznaka mreže	B [cm]	L [cm]	n [kos]	Teža enote [kg/m2]	Skupna teža [kg]	Opomba
I-30	Q-636	215	600	2	9.98	257.48	
I-31	Q-636	215	600	2	9.98	257.48	
I-32	Q-636	215	600	2	9.98	257.48	
I-33	Q-636	208	208	2	9.98	86.58	
I-34	Q-636	215	546	2	9.98	234.31	
I-35	Q-636	215	600	6	9.98	772.45	
I-36	Q-636	92	92	2	9.98	16.99	
I-37	Q-636	215	423	2	9.98	181.64	
I-38	Q-636	215	253	2	9.98	108.68	
I-39	Q-636	90	126	2	9.98	22.68	
I-40	Q-636	90	152	2	9.98	27.47	
I-41	Q-636	90	600	6	9.98	324.45	
Skupaj						6409.95	
O12 - Stene nad zbirlanikom (stran O12.6) (1 kos)							
I-42	Q-636	215	415	26	9.98	2315.21	
I-43	Q-636	170	415	6	9.98	422.45	
I-44	Q-636	118	415	2	9.98	97.35	
I-45	Q-636	215	280	4	9.98	240.32	
I-46	Q-636	215	265	2	9.98	113.72	
I-47	Q-636	95	280	2	9.98	53.36	
I-49	Q-636	215	282	2	9.98	120.93	
I-50	Q-636	215	276	2	9.98	118.29	
I-51	Q-636	117	269	2	9.98	62.76	
Skupaj						3544.39	
O12 - AB vodomerni jašek (stran O12.7) (1 kos)							
I-7	Q-335	215	200	4	5.33	91.68	
I-8	Q-335	80	200	4	5.33	34.11	
I-9	Q-335	215	180	4	5.33	82.51	
I-10	Q-335	100	180	2	5.33	19.19	
Skupaj						227.48	

Mreže - izvleček

Oznaka mreže	B [cm]	L [cm]	n [kos]	Teža enote [kg/m2]	Skupna teža [kg]	Neto vgrajena teža [kg]
Q-636	215	600	280	9.98	36014.03	29908.78
Q-335	215	600	4	5.33	275.03	222.26
Skupaj					36289.06	30131.04

Mreže - načrt razreza

Q-636 (600 cm x 215 cm)

10x

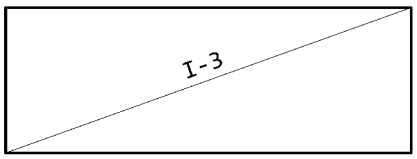

I-3 600 x 215

2x

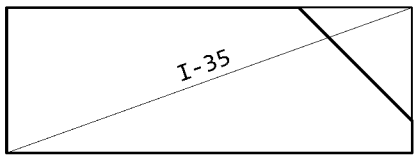

I-35 600 x 215

2x

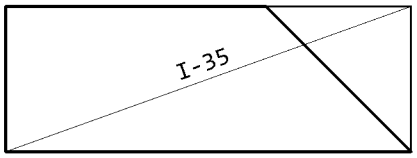

I-35 600 x 215

2x

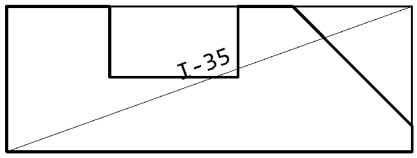

I-35 600 x 215

2x

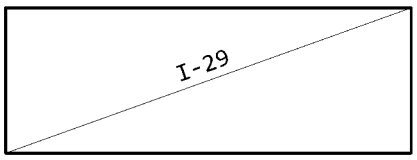

I-29 600 x 215

2x

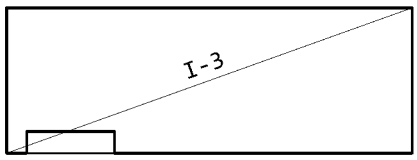

I-3 600 x 215

4x

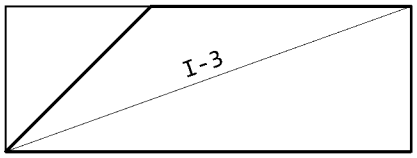

I-3 600 x 215

2x

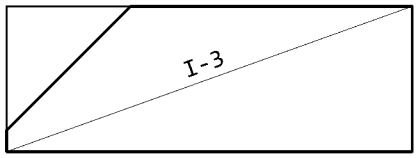

I-3 600 x 215

2x

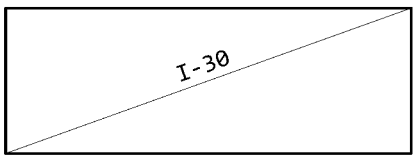

I-30 600 x 215

2x

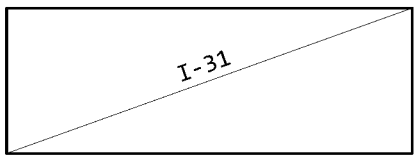

I-31 600 x 215

2x

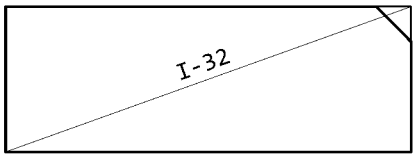

I-32 600 x 215

26x

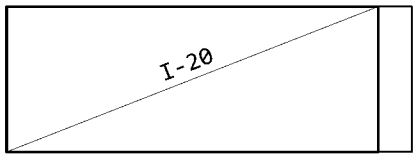

I-20 550 x 215

2x

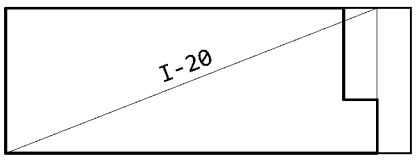

I-20 550 x 215

2x

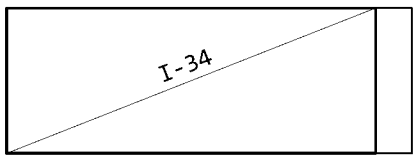

I-34 546 x 215

2x

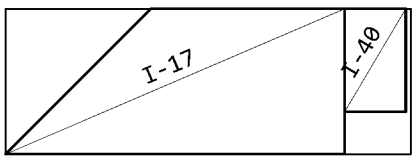

I-17 502 x 215
I-40 152 x 90

2x

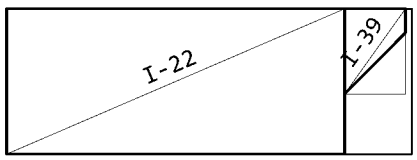

I-22 500 x 215
I-39 126 x 90

1x

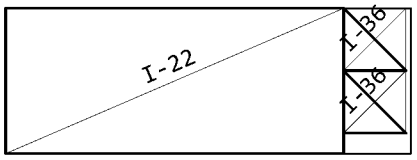

I-22 500 x 215
I-36 92 x 92
I-36 92 x 92

51x

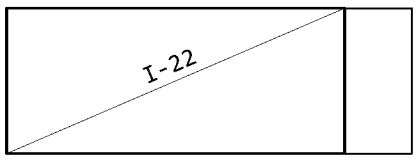

I-22 500 x 215

Mreže - načrt razreza

14x

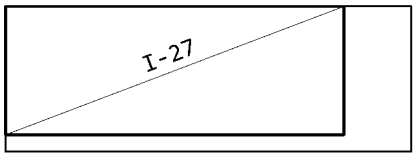

I-27 500 x 190

6x

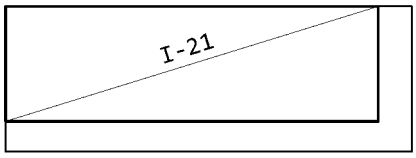

I-21 550 x 170

1x

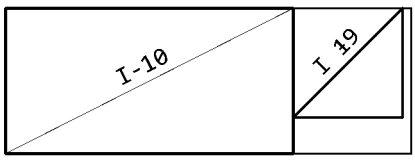

I-10 425 x 215
I-19 162 x 162

1x

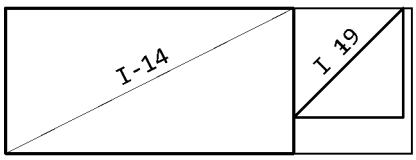

I-14 425 x 215
I-19 162 x 162

1x

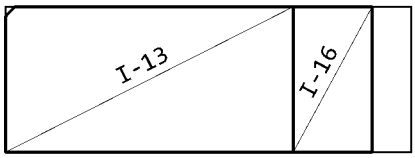

I-13 425 x 215
I-16 117 x 215

1x

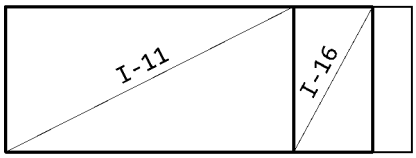

I-11 425 x 215
I-16 117 x 215

2x

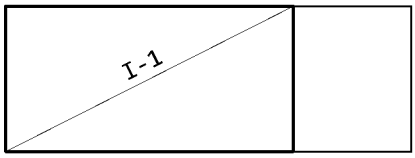

I-1 425 x 215

2x

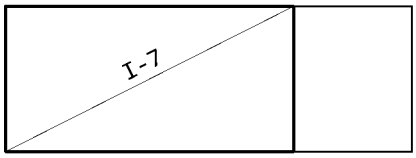

I-7 425 x 215

2x

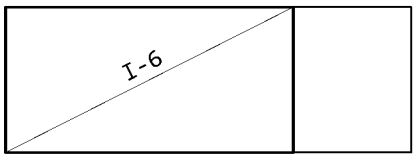

I-6 425 x 215

2x

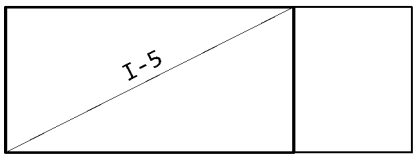

I-5 425 x 215

2x

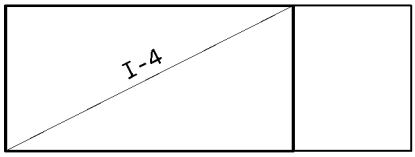

I-4 425 x 215

2x

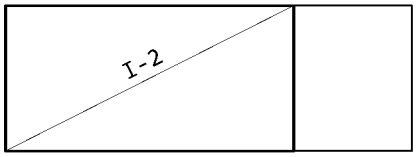

I-2 425 x 215

2x

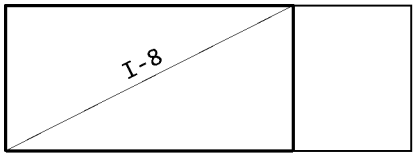

I-8 425 x 215

2x

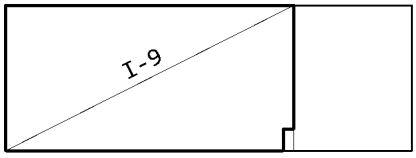

I-9 425 x 215

1x

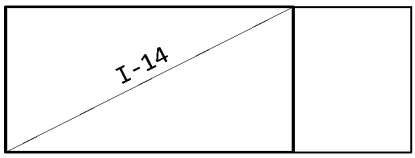

I-14 425 x 215

1x

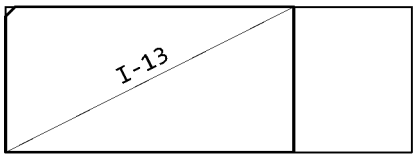

I-13 425 x 215

2x

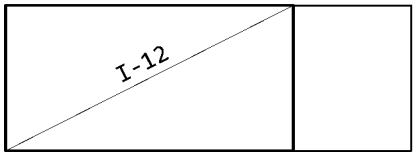

I-12 425 x 215

1x

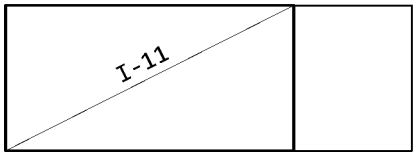

I-11 425 x 215

Mreže - načrt razreza

1x

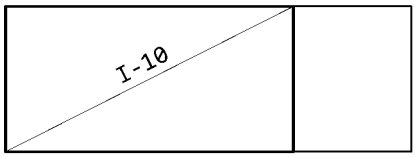

I-10 425 x 215

2x

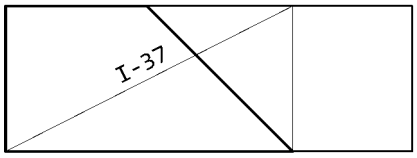

I-37 423 x 215

26x

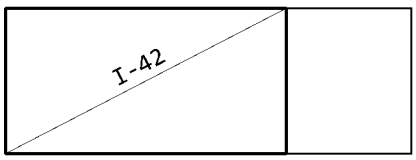

I-42 415 x 215

2x

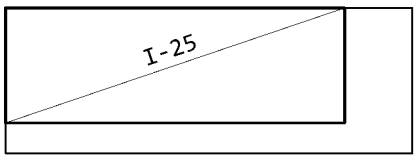

I-25 500 x 170

2x

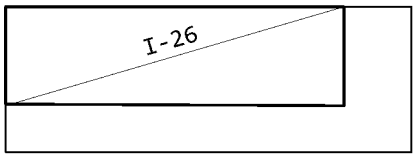

I-26 500 x 146

2x

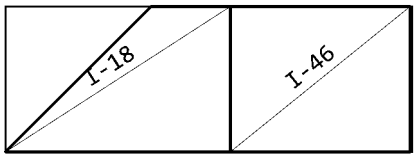

I-18 332 x 215
I-46 265 x 215

6x

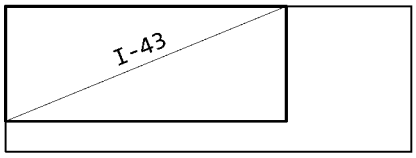

I-43 415 x 170

2x

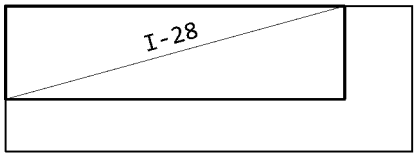

I-28 500 x 138

2x

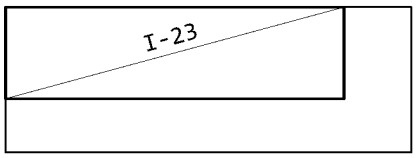

I-23 500 x 135

1x

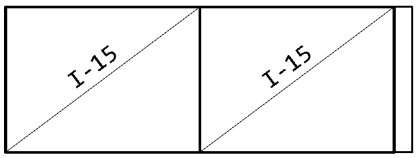

I-15 287 x 215
I-15 287 x 215

1x

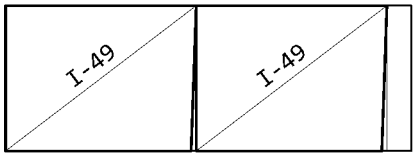

I-49 282 x 215
I-49 282 x 215

2x

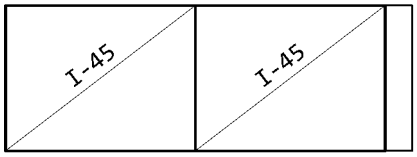

I-45 280 x 215
I-45 280 x 215

1x

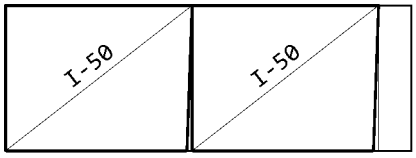

I-50 276 x 215
I-50 276 x 215

17x

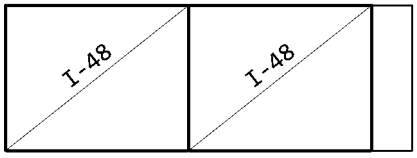

I-48 270 x 215
I-48 270 x 215

1x

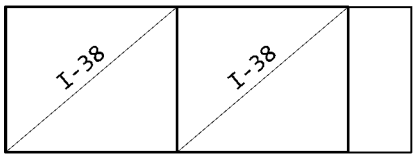

I-38 253 x 215
I-38 253 x 215

3x

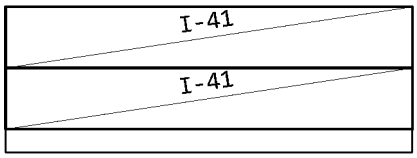

I-41 600 x 90
I-41 600 x 90

1x

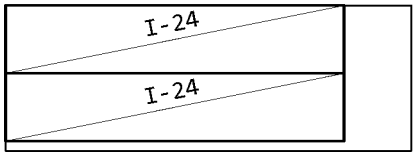

I-24 500 x 100
I-24 500 x 100

1x

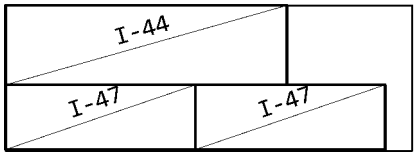

I-44 415 x 118
I-47 280 x 95
I-47 280 x 95

Mreže - načrt razreza

1x

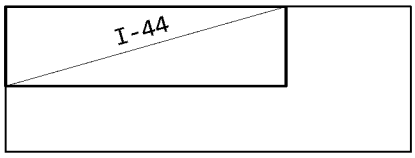

I-44 415 x 118

1x

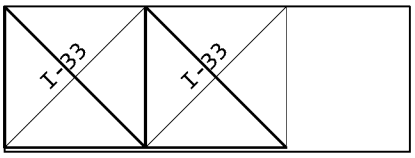

I-33 208 x 208
I-33 208 x 208

1x

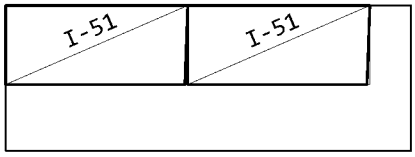

I-51 269 x 117
I-51 269 x 117

1x

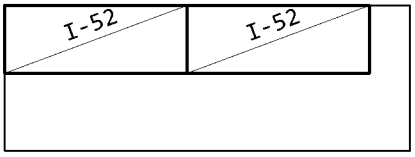

I-52 270 x 100
I-52 270 x 100

Q-335 (600 cm x 215 cm)

1x

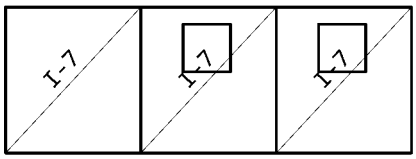

I-7 200 x 215
I-7 200 x 215
I-7 200 x 215

1x

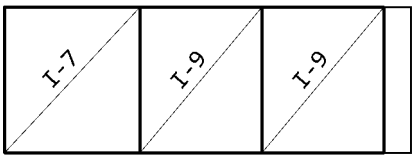

I-7 200 x 215
I-9 180 x 215
I-9 180 x 215

1x

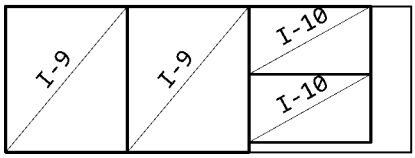

I-9 180 x 215
I-9 180 x 215
I-10 180 x 100
I-10 180 x 100

1x

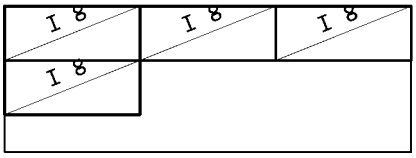

I-8 200 x 80
I-8 200 x 80
I-8 200 x 80
I-8 200 x 80

SEZNAM MATERIALA

Investitor: DARS, Družba za avtoceste v Republiki Sloveniji d.d., Ul. XIV. Divizije 4, 3000 Celje
Objekt: OBNOVA CESTNINSKE POSTAJE IN IZPOSTAVE DOB
Risba: O13.1, O13.2

Datum: MAJ 2025 | Stran: 1/1
Št. projekta: KGIP 2024/011
št. načrta: 2024/102 | SPINA

Poz	Kos	OPIS	PROFILI kg/m´	PROFILI dolž./enoto	kg na enoto	PLOČEVINE %	PLOČEVINE širina	PLOČEVINE deb.	PLOČEVINE dolžina	kg na enoto	Snov	kg za naročilo	dolžina profila[m]	Pripombe
NOSILCI														
N01	3	profil HEA200	42,3	8800	372,2						S235JR	1117	26,40	
LEGE														
L01	4	profil .C. 260/180/5	33,1	9000	297,9						S235JR	1192	36,00	
L02	4	profil .C. 260/180/5	33,1	8200	271,4						S235JR	1086	32,80	
L03	1	profil P.C. 120/80/4	11,734	2200	25,8						S235JR	26	2,20	
L04	1	profil P.C. 120/80/4	11,734	1730	20,3						S235JR	20	1,73	
L05	1	profil P.C. 120/80/4	11,734	2730	32,0						S235JR	32	2,73	
L06	1	profil P.C. 120/80/4	11,734	3730	43,8						S235JR	44	3,73	
L07	3	profil P.C. 120/80/4	11,734	4690	55,0						S235JR	165	14,07	
L08	1	profil P.C. 120/80/4	11,734	6830	80,1						S235JR	80	6,83	
PLOČEVINE														
D1	3	pločevina				100	200	20	190	6,0	S235JR	18		
D2	3	pločevina				100	280	20	200	8,8	S235JR	26		
D3	4	pločevina				100	300	15	200	7,1	S235JR	28		
D3a	8	pločevina				100	300	15	260	9,2	S235JR	73		
D4	8	pločevina				100	400	25	280	22,0	S235JR	176		
D5	12	pločevina				100	200	15	200	4,7	S235JR	57		
D6	6	pločevina				100	200	15	120	2,8	S235JR	17		
										SKUPAJ	Σ	**4572 kg**		

TEMELJNA PLOŠČA ZBIRALNIKA; d=30cm

Spodnja armatura in armatura roba plošče

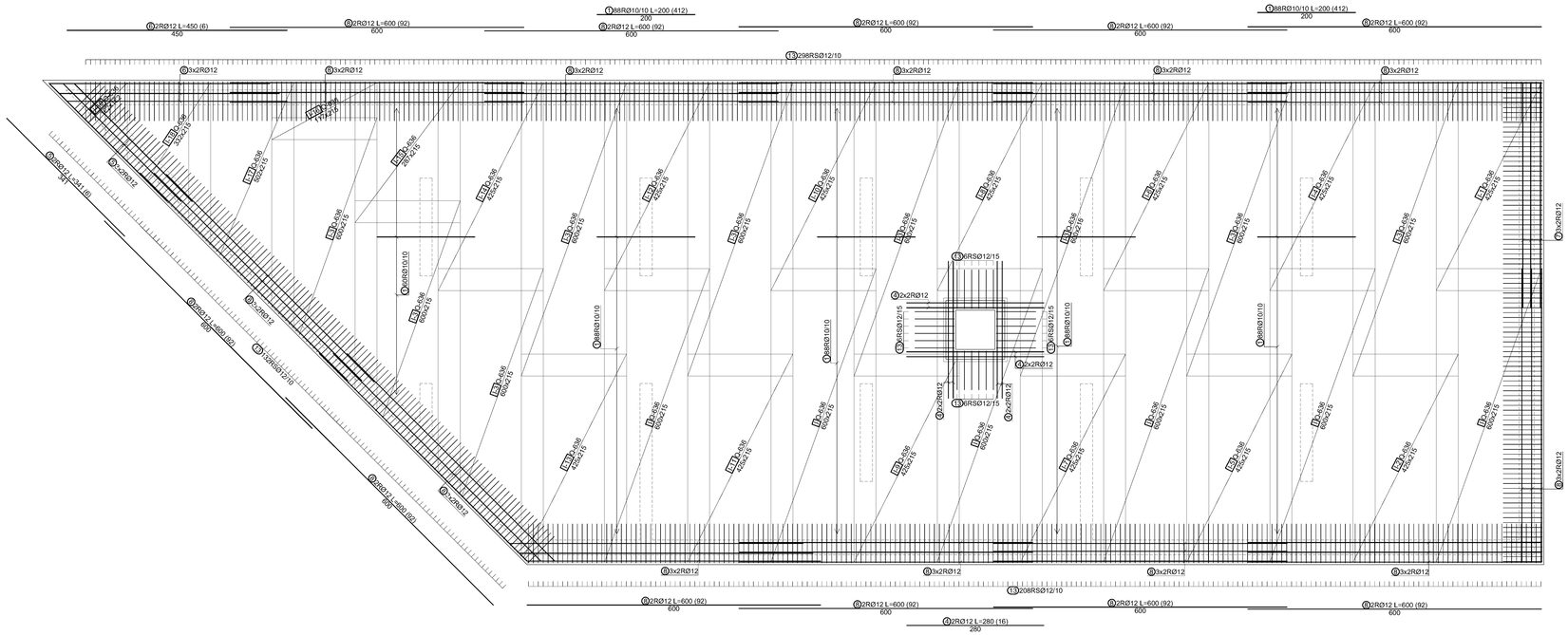

TEMELJNA PLOŠČA ZBIRALNIKA; d=30cm

Zgornja armatura in sidra za stene

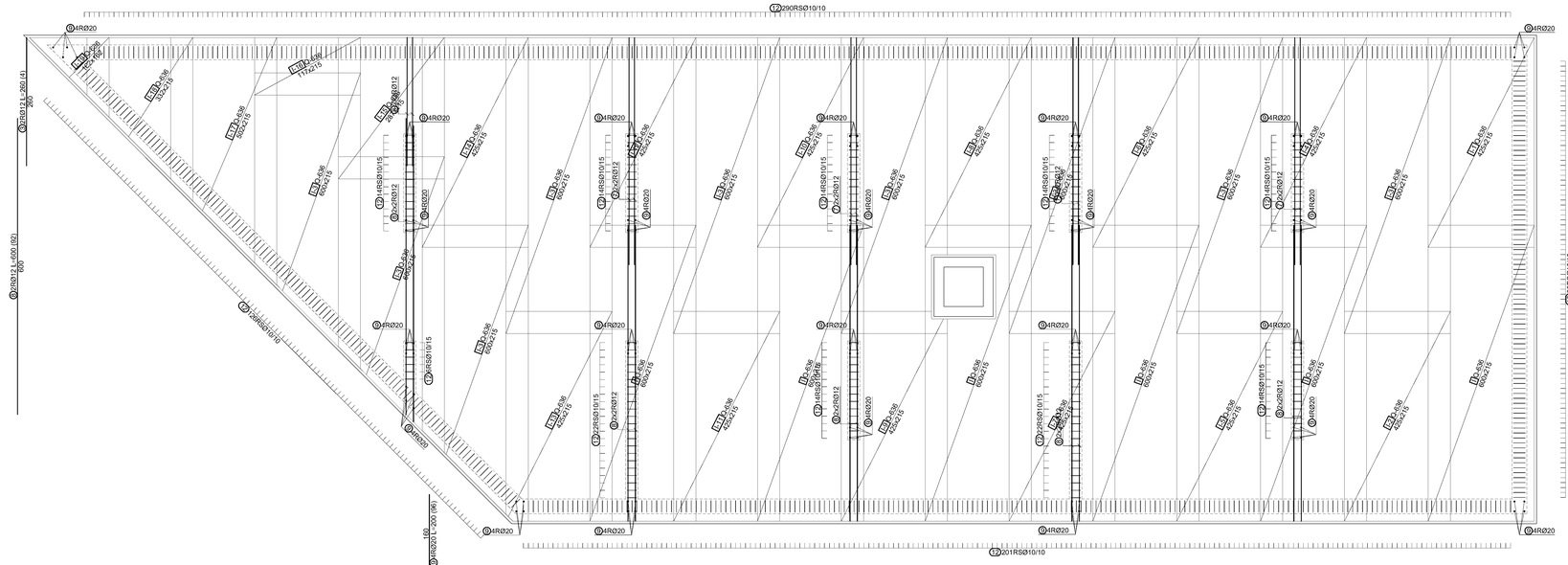

DETAJL ARMATURE V OBMOČJU POGLOBITVE

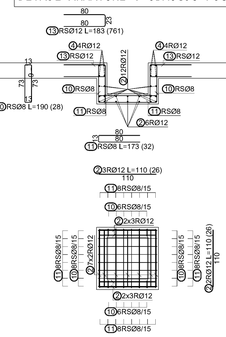

ROB PLOŠČE

M 1:50

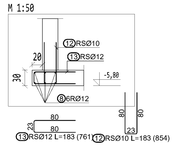

DETAJL TESNENJA Z JEKLENIM TRAKOM

M 1:50

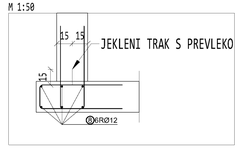

BETONI:
- C12/15, X0; podložni beton
- C30/37, XC2, XD2, XA1; temeljna plošča zbiralnika
- C30/37, XC4, XD3, XF4, XA1; prehodna plošča
- C30/37, XC2, XD2, XA1; plošča nad zbiralnikom
- C30/37, XC4, XF1, XA1; stene

ARMATURA: **S500-B**
- prekrop palic - min 60Ø
- prekrop mrež - 3 okenca oz. vsaj 55cm

SPLOŠNE OPOMBE:
-Vse mere preveriti na mestu samem
-Povezava z arhitekturnimi načrti, dimenzijo armature po potrebi prilagoditi dejanskemu stanju
-V primeru nejasnosti ali spremembah pogojev pri izvedbi je potrebno konzultirati projektanta.

ŠT. SPREMEMBE	DATUM	SPREMEMBA	SPREMENIL	ODOBRIL

SPINA Novo mesto, d.o.o.
Resslova 7 a
8000 Novo mesto
Slovenija
+386 7 373 05 16
spina@spina.si
www.spina.si

INVESTITOR	DARS, Družba za avtoceste v Republiki Sloveniji d. d. Ulica XIV. divizije 4, 3000 Celje
OBJEKT	OBNOVA CESTNINSKE POSTAJE IN IZPOSTAVE DOB
ODGOVORNI VODJA PROJEKTA	
ODGOVORNI PROJEKTANT	
PROJEKTANT	
DATUM PZI	MAJ 2025
DATUM IZDELAVE PO RECENZIJI	OKTOBER 2025

NAČRT	FAZA	ŠT. PROJEKTA	ŠT. NAČRTA	ŠT.LISTA
2.1 - GRADBENIŠTVO	PZI	KGIP 2024/011	102/2024	012.1

ARMATURA TEMELJNE PLOŠČE ZBIRANIKA O12

M 1:50

Poz. W-012.1; d=30cm
kos. 1

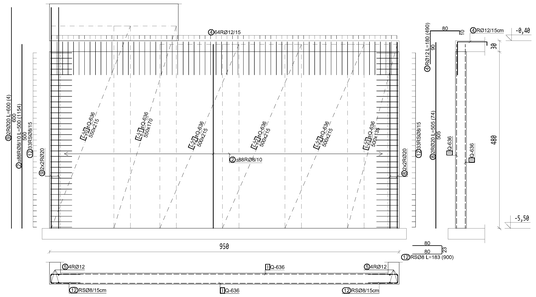
14Ø8/20/15
12Ø8/20/15
2xØ20
2xØ25
Ø8/20/10
Ø8/20/15
Ø8/20/20
Ø8/20/30
Ø8/20/15
Ø8/20/20
Ø8/20/15
Ø8/20/15
Ø8/20/15

Poz. W-012.C; d=30cm
kos. 1

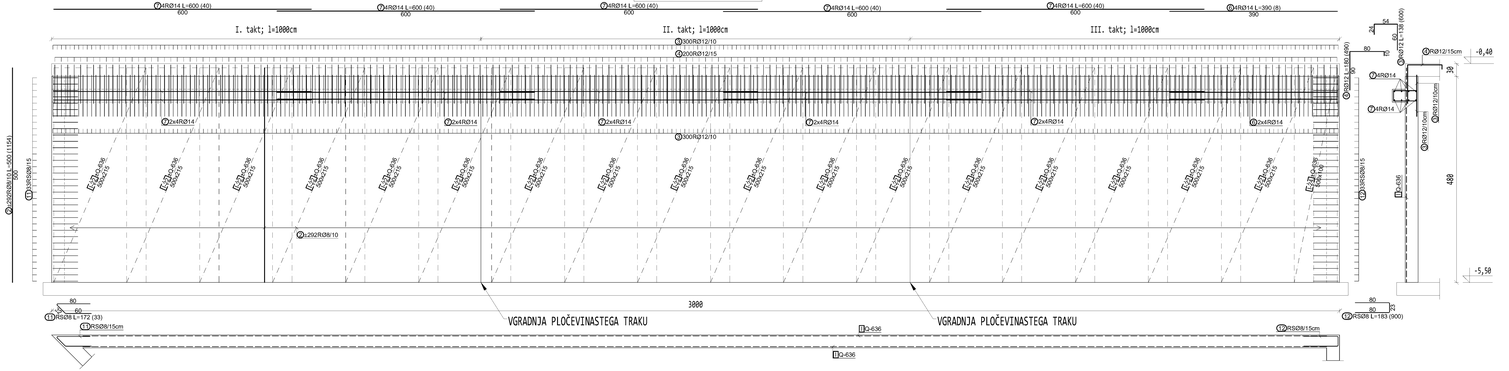

POZ. NAČRT - STENE V KLETI ZBIRALNIKA

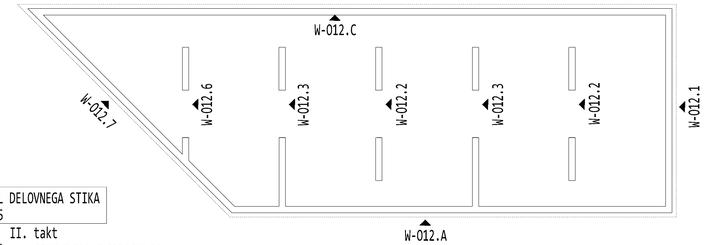

DETAJL DELOVNEGA STIKA
M 1:25



BETONI:
- C12/15, X0; podložni beton
- C30/37, XC2, XD2, XA1; temeljna plošča zbiralnika
- C30/37, XC4, XD3, XF4, XA1; prehodna plošča
- C30/37, XC2, XD2, XA1; plošča nad zbiralnikom
- C30/37, XC4, XF1, XA1; stene

ARMATURA: **S500-B**
- preklop palic - min 60Ø
- preklop mrež - 3 okenca oz. vsaj 55cm

SPLOŠNE OPOMBE:
-Vse mere preveriti na mestu samem
-Povezava z arhitekturnimi načrti, dimenzijo armature po potrebi prilagoditi dejanskemu stanju
-V primeru nejasnosti ali spremembah pogojev pri izvedbi je potrebno konzultirati projektanta.

ŠT. SPREMEMBE	DATUM	SPREMEMBA	SPREMENIL	ODOBRIL

SPINA Novo mesto, d.o.o.
Resslova 7 a
8000 Novo mesto
Slovenija
+386 7 373 05 16
spina@spina.si
www.spina.si

INVESTITOR	DARS, Družba za avtoceste v Republiki Sloveniji d. d. Ulica XIV. divizije 4, 3000 Celje
OBJEKT	OBNOVA CESTNINSKE POSTAJE IN IZPOSTAVE DOB
ODGOVORNI VODJA PROJEKTA	
ODGOVORNI PROJEKTANT	
PROJEKTANT	
DATUM PZI	MAJ 2025
DATUM IZDELAVE PO RECENZIJI	OKTOBER 2025

NAČRT	FAZA	Š. PROJEKTA	Š. NAČRTA	Š. LISTA
2.1 - GRADBENIŠTVO	PZI	KGIP 2024/811	102/2024	012.3

ARMATURA STEN ZBIRANIKA 012
Poz. W-012.A, W-012.C, W-012.7 M 1:50

Poz. W-012.A; d=30cm
kos. 1

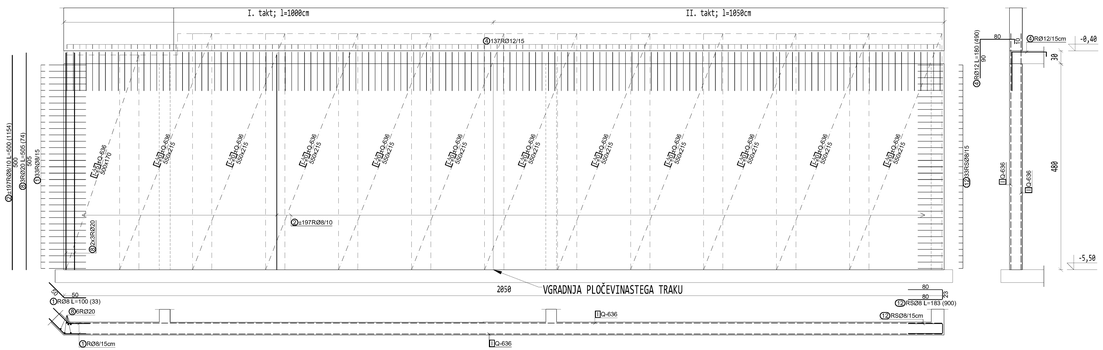

Poz. W-012.7; d=30cm
kos. 1



KROVNA PLOŠČA ZBIRALNIKA; d=30cm

Spodnja armatura in armatura roba plošče

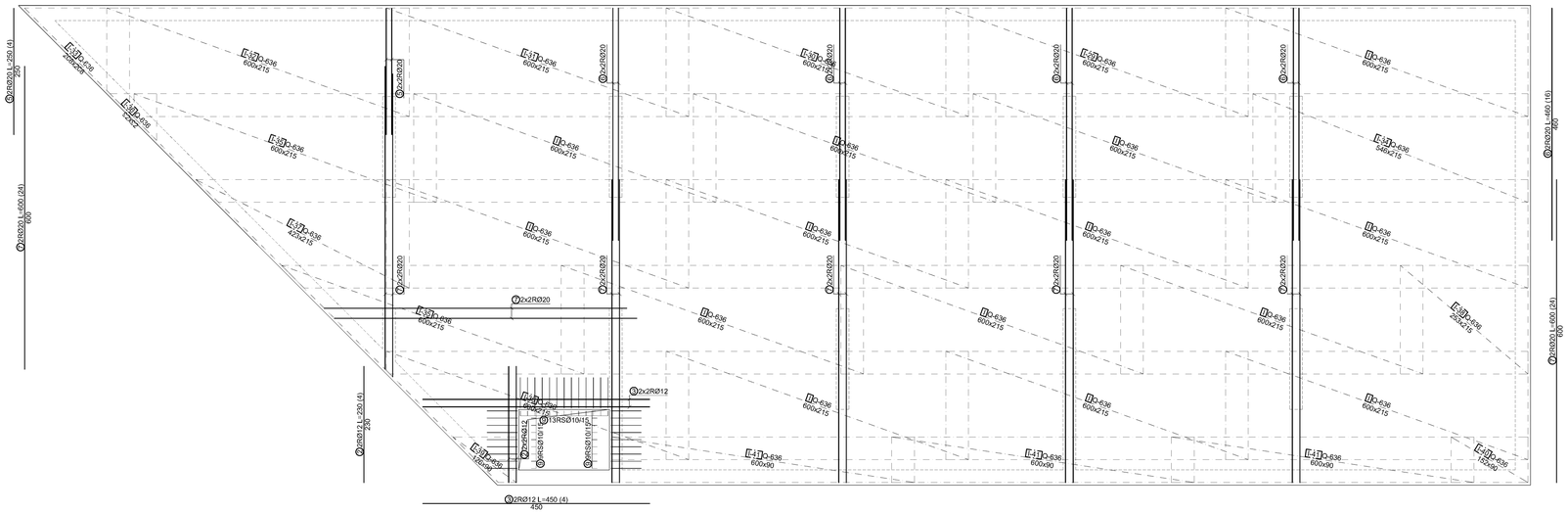

KROVNA PLOŠČA ZBIRALNIKA; d=30cm

Zgornja armatura in sidra za stene

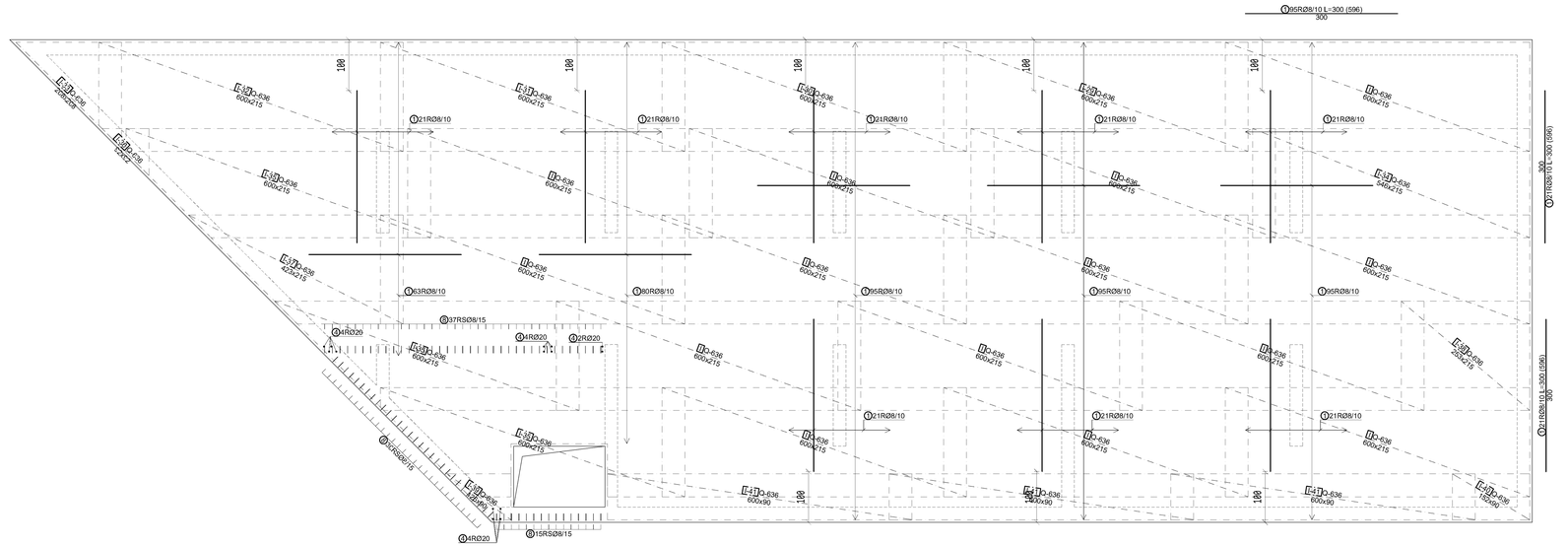

BETONI:
- C12/15, X0; podložni beton
- C30/37, XC2, XD2, XA1; temeljna plošča zbiralnika
- C30/37, XC4, XD3, XF4, XA1; prehodna plošča
- C30/37, XC2, XD2, XA1; plošča nad zbiralnikom
- C30/37, XC4, XF1, XA1; stene

ARMATURA: **S500-B**
- preklop palic - min 60Ø
- preklop mrež - 3 okenca oz. vsaj 55cm

SPLOŠNE OPOMBE:
-Vse mere preveriti na mestu samem
-Povezava z arhitekturnimi načrti, dimenzijo armature po potrebi prilagoditi dejanskemu stanju
-V primeru nejasnosti ali spremembah pogojev pri izvedbi je potrebno konzultirati projektanta.

ŠT. SPREMEMBE	DATUM	SPREMEMBA	SPREMENIL	ODOBRIL

SPINA Novo mesto, d.o.o.
Ressiova 7 a
8000 Novo mesto
Slovenija
+386 7 373 06 16
spina@spina.si
www.spina.si

INVESTITOR	DARS, Družba za avtoceste v Republiki Sloveniji d. d. Ulica XIV. divizije 4, 3000 Celje
OBJEKT	OBNOVA CESTNINSKE POSTAJE IN IZPOSTAVE DOB
ODGOVORNI VODJA PROJEKTA	
ODGOVORNI PROJEKTANT	
PROJEKTANT	
DATUM PZI	MAJ 2025
DATUM IZDELAVE PO RECENZIJI	OKTOBER 2025

NAČRT	FAZA	ŠT. PROJEKTA	ŠT. NAČRTA	ŠT.LISTA
2.1 - GRADBENIŠTVO	PZI	KGIP 2024/011	102/2024	012.4

ARMATURA KROVNE PLOŠČE ZBIRANIKA O12

M 1:50

DATA FILENAME: 24.08.25

MERILO

Ta risba je last podjetja SPINA Novo mesto, d.o.o. Vsakršna reprodukcija, kopiranje ali drugačna uporaba brez pisnega dovoljenja podjetja SPINA Novo mesto, d.o.o. je prepovedana.

AB PREHODNA PLOŠČA; d=25cm

Tloris

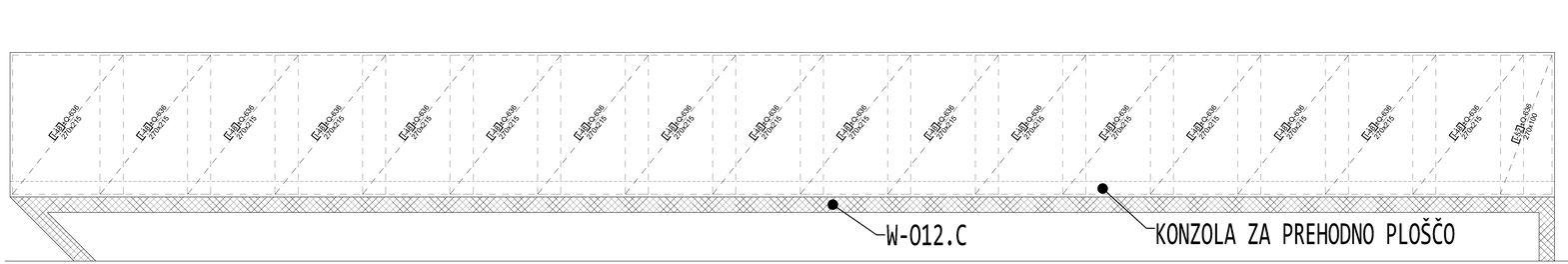

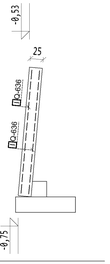

BETONI:
- C12/15, X0; podložni beton
- C30/37, XC2, XD2, XA1; temeljna plošča zbiralnika
- C30/37, XC4, XD3, XF4, XA1; prehodna plošča
- C30/37, XC2, XD2, XA1; plošča nad zbiralnikom
- C30/37, XC4, XF1, XA1; stene

ARMATURA: **S500-B**
- preklop palic - min 60Ø
- preklop mrež - 3 okenca oz. vsaj 55cm

SPLOŠNE OPOMBE:
-Vse mere preveriti na mestu samem
-Povezava z arhitekturnimi načrti, dimenzijo armature po potrebi prilagoditi dejanskemu stanju
-V primeru nejasnosti ali spremembah pogojev pri izvedbi je potrebno konzultirati projektanta.

ŠT. SPREMEMBE	DATUM	SPREMEMBA	SPREMENIL	ODOBRIL

SPINA Novo mesto, d.o.o.
Resslova 7 a
8000 Novo mesto
Slovenija
+386 7 373 05 16
spina@spina.si
www.spina.si

INVESTITOR	DARS, Družba za avtoceste v Republiki Sloveniji d. d. Ulica XIV. divizije 4, 3000 Celje
OBJEKT	OBNOVA CESTNINSKE POSTAJE IN IZPOSTAVE DOB
ODGOVORNI VODJA PROJEKTA	
ODGOVORNI PROJEKTANT	
PROJEKTANT	
DATUM PZI	MAJ 2025
DATUM IZDELAVE PO RECENZIJI	OKTOBER 2025

NAČRT	FAZA	ŠT. PROJEKTA	ŠT. NAČRTA	ŠT. LISTA
2.1 - GRADBENIŠTVO	PZI	KGIP 2024/011	102/2024	012.5

ARMATURA PREHODNE PLOŠČE O12

M 1:50

Poz. W-012.P1; d=30cm
kos. 3

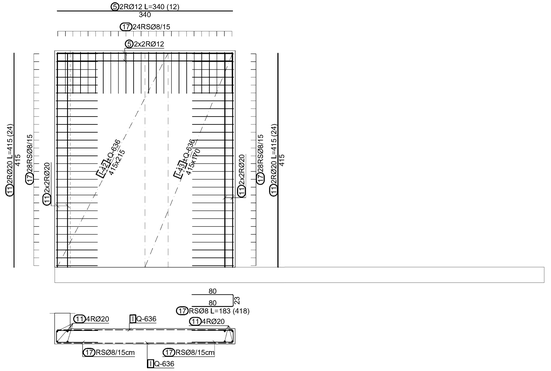

Poz. W-012.PA; d=30 oz. 20cm
kos. 1

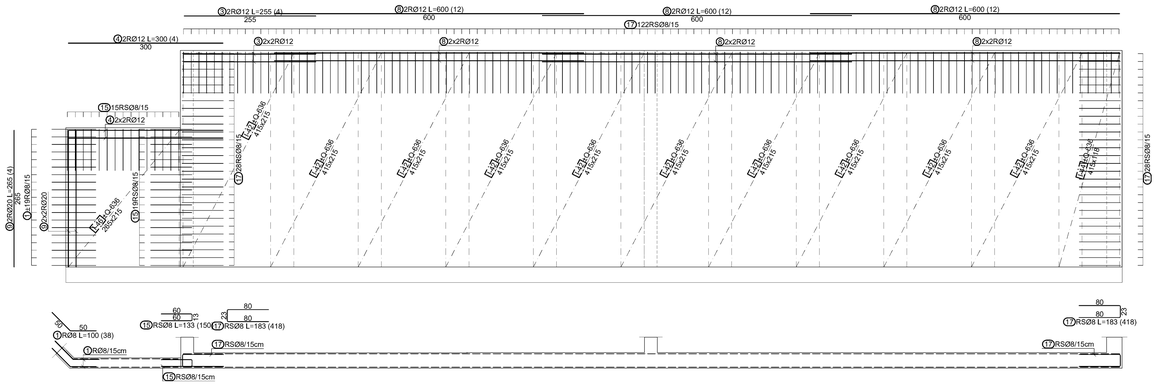
5 2RØ12 L=255 (4)
255
6 2RØ12 L=600 (12)
600
6 2RØ12 L=600 (12)
600
6 2RØ12 L=600 (12)
600
17 122RSØ8/15
4 2RØ12 L=300 (4)
300
3 2x2RØ12
6 2x2RØ12
6 2x2RØ12
6 2x2RØ12
15 15RSØ8/15
6 2x2RØ12
17 RSØ8/15
E D C B A
1-636
1-636
1-636

Poz. VODOMERNI JAŠEK
Talna plošča

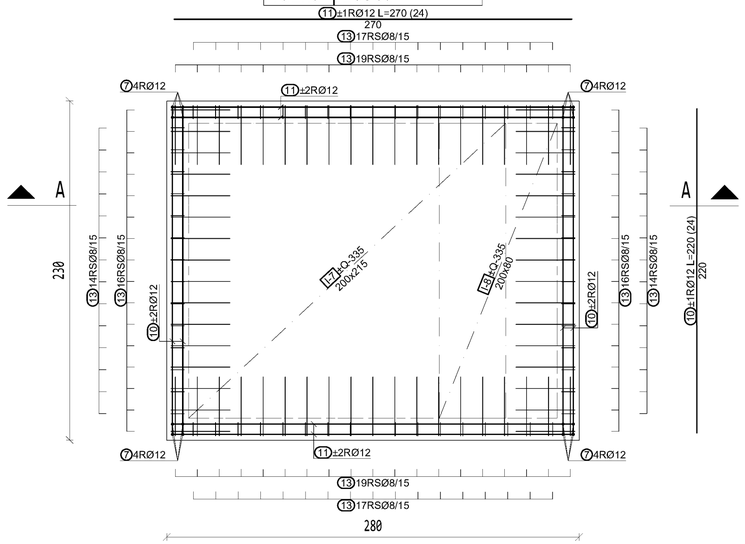

PREREZ A-A; M1:25

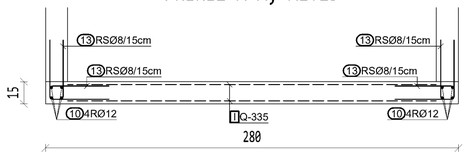

Poz. VODOMERNI JAŠEK
Krovna plošča

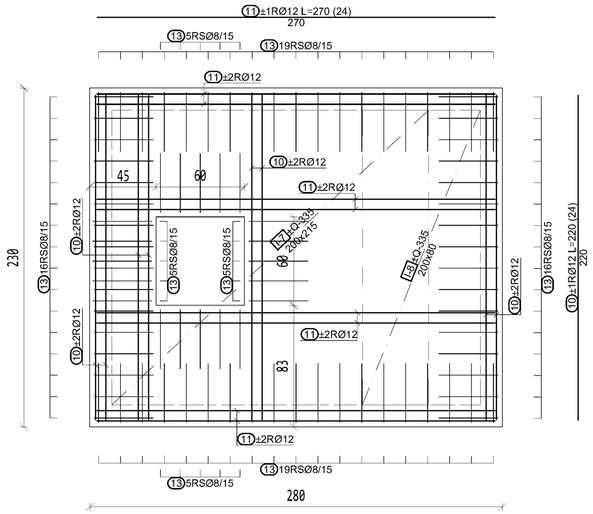

OPOMBA: vgraditi INOX KOTNIKE ob odprtini

VZDOLŽNA STENA; 2 kom.

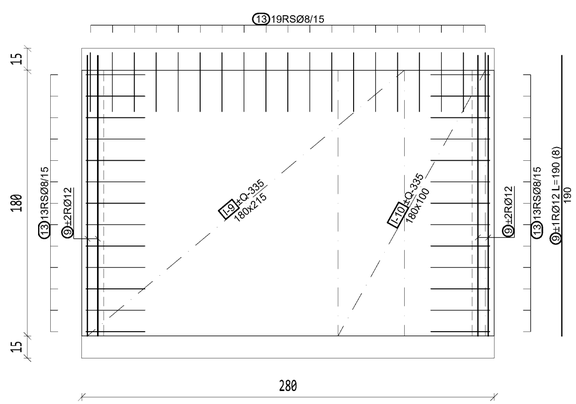

PREČNA STENA; 2 kom.

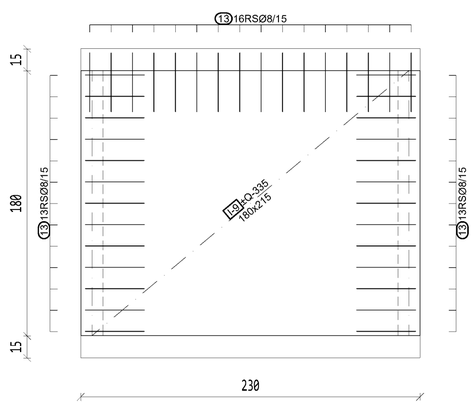

BETONI:
- C12/15, X0; podložni beton
- C30/37, XC2, XD2, XA1; temeljna plošča zbiralnika
- C30/37, XC4, XD3, XF4, XA1; prehodna plošča
- C30/37, XC2, XD2, XA1; plošča nad zbiralnikom
- C30/37, XC4, XF1, XA1; stene

ARMATURA: **S500-B**
- preklop palic - min 60Ø
- preklop mrež - 3 okenca oz. vsaj 55cm

SPLOŠNE OPOMBE:
-Vse mere preveriti na mestu samem
-Povezava z arhitekturnimi načrti, dimenzijo armature po potrebi prilagoditi dejanskemu stanju
-V primeru nejasnosti ali spremembah pogojev pri izvedbi je potrebno konzultirati projektanta.

ŠT. SPREMEMBE	DATUM	SPREMEMBA	SPREMENIL	ODOBRIL

SPINA Novo mesto, d.o.o.
Resslova 7 a
8000 Novo mesto
Slovenija
+386 7 373 05 16
spina@spina.si
www.spina.si

INVESTITOR	DARS, Družba za avtoceste v Republiki Sloveniji d. d. Ulica XIV. divizije 4, 3000 Celje
OBJEKT	OBNOVA CESTNINSKE POSTAJE IN IZPOSTAVE DOB
ODGOVORNI VODJA PROJEKTA	
ODGOVORNI PROJEKTANT	
PROJEKTANT	
DATUM PZI	MAJ 2025
DATUM IZDELAVE PO RECENZIJI	OKTOBER 2025

NAČRT	FAZA	ŠT. PROJEKTA	ŠT. NAČRTA	ŠT.LISTA
2.1 - GRADBENIŠTVO	PZI	KGIP 2024/011	102/2024	012.7

ARMATURA VODOMERNEGA JAŠKA

M 1:25

DATUM PLOTANJA: 09.12.25

BRICSCAD

Z:\2024\2024-102 - DARS-Cestninska postaja DOB - rekonstrukcija\Vozlišnik\01. PZI - ODDAJA\012-013\PORMANT\2024-102 - DARS-DOB_012-013-ARM.-PZI (popravljeno 11.25.).dwg

DISPOZICIJA STREŠNE KONSTRUKCIJE - EKOLOŠKI OTOK O13 M1:50

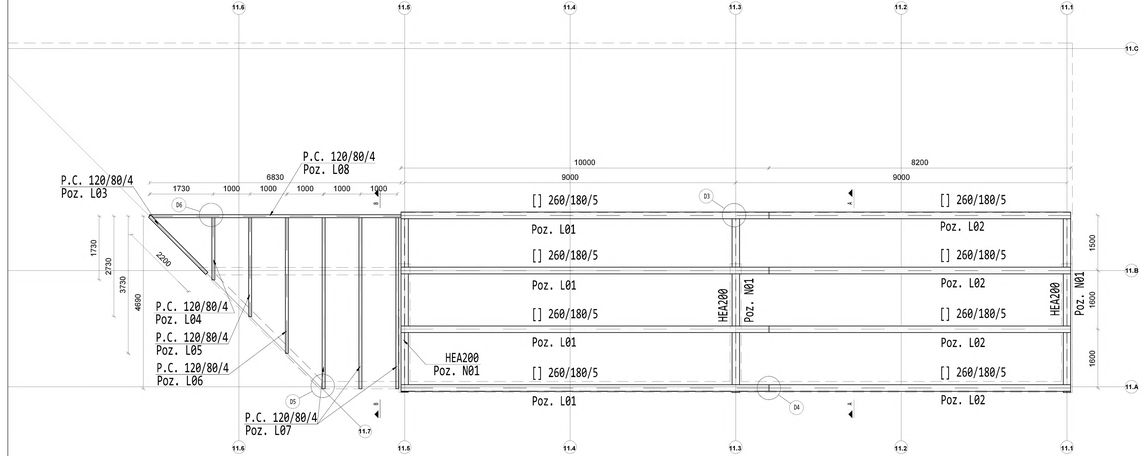

PREREZ A-A M1:25

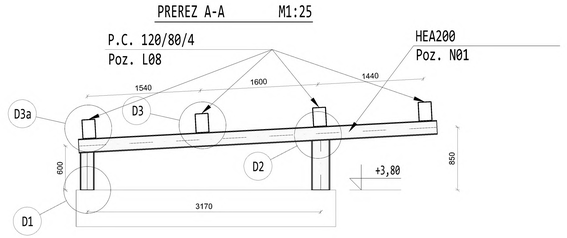

PREREZ B-B M1:25

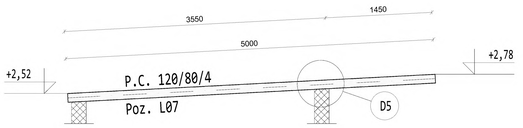

- Konstrukcijsko jeklo S235 - razred izvedbe EXC1 po SIST EN 1090-2.
- Antikorozijska zaščita: vroecinkano, razred C4, trajnost H po ISO 12944-5.
- Navadni vijaki kvalitete 8.8 po SIST EN 15048.
- Prednapeti vijaki 10ŠS prednapeti, kvalitete 10.9 po SIST EN 14399-4.
- Luknje za vijake po DIN EN 20273, za daljše vijake po DIN 931.
- Varovanje matice pred odvijtjem z vzmetno podložko.
- Vsi neoznačeni zvari so a=0,7t manjše pločevine v spoju.
- Narediti je potrebno predmontažo konstrukcije.
- Luknje v beton potrebno vrtati s cevno diamantno krono, da se zagotovi natančnost lukenj.

SPLOŠNE OPOMBE:
- Vse mere preveriti na mestu samem.
- Delavniško dokumentacijo uskladiti z arhitekturnimi načrti.
- V primeru nejasnosti ali spremembah pogojev pri izvedbi je potrebno konzultirati projektanta.

ST. SPREMEMBE	DATUM	SPREMEMBA	SPREMENIL	ODOBRIL

SPINA Nove vasi, d.o.o.
Resslova 7 a
8000 Novo mesto
Slovenija
+386 7 393 05 16
spina@spina.si
www.spina.si

INVESTITOR	DARS, Družba za avtoceste v Republiki Sloveniji d. d. Ulica XIV. divizije 4, 3000 Celje
OBJEKT	OBNOVA CESTNINSKE POSTAJE IN IZPOSTAVE DOB
ODGOVORNI VODJA PROJEKTA	
ODGOVORNI PROJEKTANT	
PROJEKTANT	
DATUM PZI	MAJ 2025
DATUM IZDELAVE PO RECENZIJI	OKTOBER 2025

VRSTA PROJ.	FAZA	ŠT. PROJEKTA	ŠT. NAČRTA	ŠT. LISTA
2.1 - GRADBENIŠTVO	PZI	KGIP 2024/011	102/2024	O13.1

DISPOZICIJA JEKLENE KONSTRUKCIJE M 1:50
PREREZI M 1:25

Ta načrt je last podjetja SPINA Nove vasi, d.o.o. Vsakršna uporaba, kopiranje ali razširjanje brez predhodnega pisnega dovoljenja je prepovedano.

DET. D1
Sidranje nastavkov v stene
m1:10
HAS-U 5.8 2M20+HIT-HY-200; Lsidra=200mm

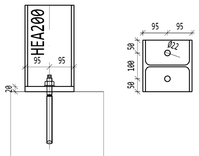

DET. D2
Spoj nastavkov in primarnih nosilcev
m1:10
4M16x55 (10.9 HV)

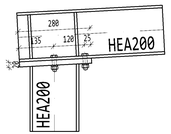

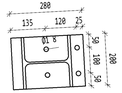

DET. D3
Spoj primarnih nosilcev in leg
m1:10
4M16x50 (8.8 SB)

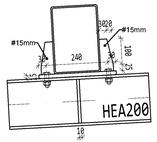

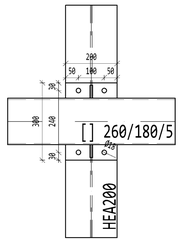

DET. D3a
Spoj primarnih nosilcev in leg
m1:10
4M16x50 (8.8 SB)

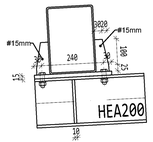

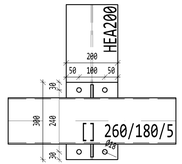

DET. D4
Čelni spoj lega-lega
m1:10
4M24x90 (10.9 HV)

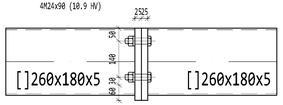

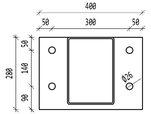

DET. D5
Sidranje leg v AB steno
m1:10
HAS-U 5.8 4M16+HIT-HY-200; Lsidra=200mm

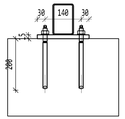



DET. D6
Spajanje leg 120x80x6
m1:10
Vijaki 4M16x130 (10.9 HV)

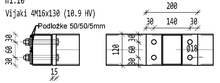

DET. D7
Čelni pokrov leg []120/80/4
m1:10
Privarjeno na začetku in koncu nosilcev.

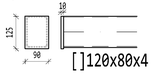

Za nagib nosilcev se uporabi dodatna podložna pločevina, po potrebi

-Konstrukcijsko jeklo S235 - razred izvedbe EXC2 po SIST EN 1090-2.
-Antikorozijska zaščita: vročecinkano, razred C4, trajnost H po ISO 12944-5.
-Navadni vijaki kvalitete 8.8 po SIST EN 15048.
-Prednapeti vijaki 100% prednapeti, kvalitete 10.9 po SIST EN 14399-4.
-Luknje za vijake po DIN EN 20273, za daljše vijake po DIN 931.
-Varovanje matice pred odvitjem z vzmetno podložko.
-Vsi neoznačeni zvari so a=0,7t manjše pločevine v spoju.
-Narediti je potrebno predmontažo konstrukcije.
-Luknje v beton potrebno vrtati s cevno diamantno krono, da se zagotovi natančnost lukenj.

SPLOŠNE OPOMBE:
-Vse mere preveriti na mestu samem.
-Delavniško dokumentacijo uskladiti z arhitekrunimi načrti.
-V primeru nejasnosti ali spremembah pogojev pri izvedbi je potrebno konzultirati projektanta.

ŠT. SPREMEMBE	DATUM	SPREMEMBA	SPREMENIL	ODOBRIL

SPINA Novo mesto, d.o.o.
Ressslova 7 a
8000 Novo mesto
Slovenija
+386 7 373 05 16
spina@spina.si
www.spina.si

INVESTITOR	DARS, Družba za avtoceste v Republiki Sloveniji d. d. Ulica XIV. divizije 4, 3000 Celje
OBJEKT	OBNOVA CESTNINSKE POSTAJE IN IZPOSTAVE DOB
ODGOVORNI VODJA PROJEKTA	
ODGOVORNI PROJEKTANT	
PROJEKTANT	
DATUM PZI	MAJ 2025
DATUM IZDELAVE PO RECENZIJI	OKTOBER 2025

NAČRT	FAZA	ŠT. PROJEKTA	ŠT. NAČRTA	ŠT. LISTA
2.1 - GRADBENIŠTVO	PZI	KGIP 2024/011	102/2024	O13.2

DETAJLI M 1:10

SPINA d.o.o. - 24.10.25
IMPOSTAR
1:1 ZAHTEVE ISO 5457 - DWG formatna predloga DIN - Vsebina in predloga DIN - ISO 5261/5455/5261/5457/5458 - PDF/A ISO 19005-1 PDF/A-1b